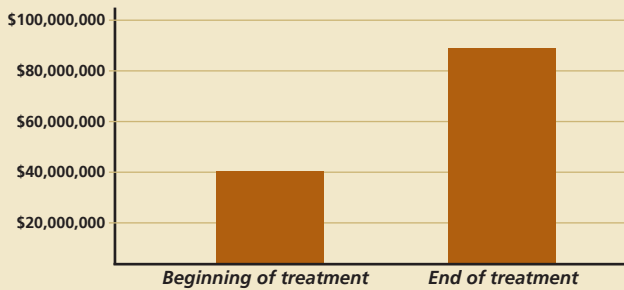




## Oregon Substance Abuse Outcomes

The State of Oregon invested \$114.6 million in substance abuse treatment during the 2005-2007 biennium and served more than 63,500 Oregonians each year. The outcomes achieved with these investments benefit the clients, their families and the entire state.

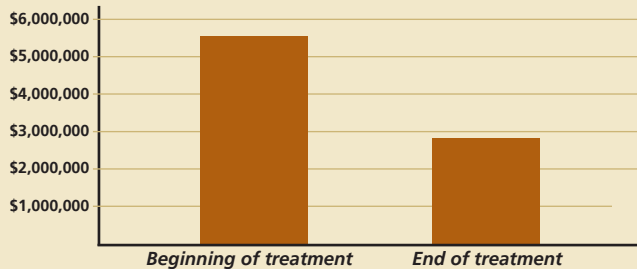
### IMPROVEMENT IN ANNUAL INCOME FOR 6179 SUBSTANCE ABUSE TREATMENT CLIENTS: CY 2006



Approximately 37,000 of the adults served during FY 2006 were employed at the end of their substance abuse treatment service. Of these, 6,179 reported increased income resulting in approximately \$47.7 million in increased annual income for those clients.

Based on CPMS data

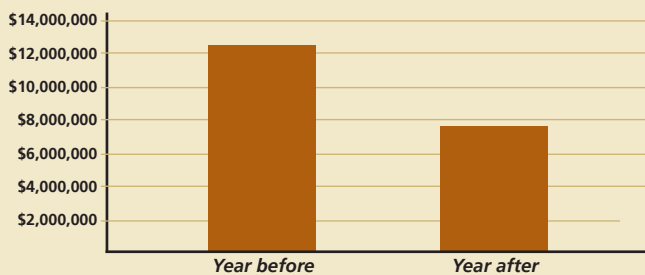
### MONTHLY FOSTER CARE COSTS FOR SUBSTANCE ABUSE TREATMENT CLIENTS WHOSE CHILDREN ARE UNDER CUSTODY OF CHILD WELFARE



During 2005, 3,711 clients entered substance abuse treatment as a condition for the return of their child from DHS custody. Of these, 1,822 clients (49 percent) met that condition. Assuming the clients met the other conditions for the return of their child, approximately \$2.7 million in monthly foster care costs was saved.

Based on CPMS data and foster care cost estimates from Children, Adults and Families Division (includes all associated costs for foster care and estimates 20 percent of cases exclude board costs)

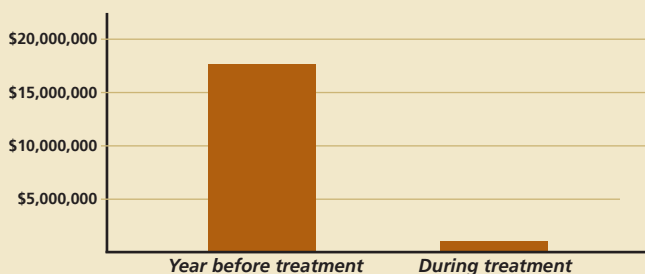
### COST TO PUBLIC OF 293 DUALY DIAGNOSED CHRONICALLY HOMELESS PEOPLE PRIOR TO AND AFTER THEIR ENROLLMENT IN ASSERTIVE COMMUNITY TREATMENT IN PORTLAND



Homelessness is a significant issue among substance abuse clients. During 2005, it was an estimated 3,062 substance abuse clients were homeless (46 percent of those in Multnomah County). Efforts such as those described above and by Oxford Houses, where approximately 80 percent of clients were at risk for homelessness, significantly reduce the public burden of these clients and improve their quality of life.

Based on data from Central City Concern, May 2006, Portland, OR

### MINIMUM COST OF ARRESTS FOR ADULTS THE YEAR BEFORE SUBSTANCE ABUSE TREATMENT COMPARED TO DURING SUBSTANCE ABUSE TREATMENT: CY 2006



During 2006 there were approximately 41,000 episodes of care. Based on Oregon Criminal Justice Commission data, the minimum taxpayer cost for an adult arrest is \$1,036. Oregon saved at least \$17 million while these clients were in treatment (approximately six months). This does not take into account other costs for conviction, probation, jail and associated expenses.

Based on CPMS data